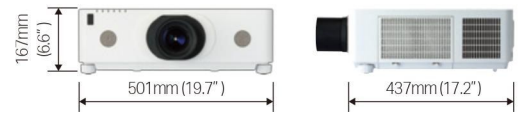


LCD Projector


Specifications					
Model name	MC-WU8701W MC-WU8701B	MC-WU8601W	MC-WX8751W MC-WX8751B	MC-WX8651W	MC-X8801W
Display system	3LCD				
Display device	Size of effective display area: 0.76" x 3 aspect ratio 16:10 Number of pixels: 2,304,000 pixels (1920 horizontal x 1200 vertical)				
Lens	Optional (No lens include in the projector) Zoom: Motorized (except for the option lens FL-710 / FL-701) Focus: Motorized Lens shift: Motorized (V/H) (except for the option lens FL-710 / FL-701)				
Light source	430 W lamp / 370 W lamp / 430 W lamp / 370 W lamp / 430 W lamp				
Screen size	30 ~ 600 inch (100 ~ 350 inch for the ultra short throw fixed lens FL-701, 60~600 inch for the ultra short throw lens USL-701)				
Light output (Brightness)*1	7,000 lm / 6,000 lm / 7,500 lm / 6,500 lm / 8,000 lm				
Contrast ratio (full white / full black)*2	10,000:1 (Presentation mode)				
Speaker	8 W x 2 (mono)				
Displayable scanning frequency	Horizontal: 31.5 ~ 106 kHz Vertical: 56 ~ 120 Hz				
Display Resolution	Computer: WUXGA*3 (max) / Full HD (max) / Full HD (max) Video: *Native resolution is WUXGA. / *Native resolution is WXGA. / *Native resolution is XGA. / *Native resolution is WUXGA. / *Native resolution is WXGA. / *Native resolution is XGA.				
Terminals	HDMI IN: HDMI connector x 2 (HDCP compliant) COMPUTER IN: Mini D-sub 15-pin connector x 1 MONITOR OUT: Mini D-sub 15-pin connector x 1 VIDEO IN: RCA connector x 1 SDI IN: BNC connector x 1 HDBaseT: RJ-45 connector x 1 Display Port: DisplayPort x 1 AUDIO IN: 3.5mm (stereo) mini connector x 2, RCA connector (L,R) x 1 AUDIO OUT: 3.5mm (stereo) mini connector x 1 CONTROL IN (RS-232C): D-sub 9-pin connector x 1 LAN: RJ-45 connector x 1 WIRELESS: USB type A x 1 (Used for wireless network) REMOTE CONTROL IN: 3.5mm (stereo) mini connector x 1 REMOTE CONTROL OUT: 3.5mm (stereo) mini connector x 1				
Network	Wired: 100BASE-TX / 10BASE-T Wireless (Option*4): IEEE 802.11b/g/n				
Operating temperature	0 ~ 45 °C*5 (The brightness of light source may be reduced automatically over 40 °C)				
Operating humidity	10 ~ 90 % (non-condensing)				
Power requirements	AC 100V-120V, 5.9A / AC 100V-120V, 5.2A / AC 100V-120V, 5.9A / AC 100V-120V, 5.9A / AC 220V-240V, 2.9A / AC 220V-240V, 2.5A / AC 220V-240V, 2.9A / AC 220V-240V, 2.5A / AC 220V-240V, 2.9A				
Power consumption	AC 100V-120V: 580 W / AC 100V-120V: 510 W / AC 100V-120V: 580 W / AC 100V-120V: 510 W / AC 220V-240V: 560 W / AC 220V-240V: 500 W / AC 220V-240V: 560 W / AC 220V-240V: 500 W / AC 220V-240V: 560 W				
Standby mode power consumption	Less than 0.35 W at saving mode*6				
Standard outside dimensions (W x H x D) (Excluding lens)	501 mm x 167 mm x 437 mm (19.7" x 6.6" x 17.2") (Including protruding parts) 498 mm x 156 mm x 426 mm (19.6" x 6.1" x 16.8") (Excluding protruding parts)				
Weight	Approx. 11.1 kg (24.5 lbs.) (Excluding lens)				
Accessories	Remote control with batteries, Power cord, Computer cable, User's manual, Security label, Adapter cover, Terminal cover, HDMI cable holder, Cable tie				
Optional parts	USB wireless adapter: USB-WL-11N*7 Lamp: DT01881 / DT01871 / DT01881 / DT01871 / DT01881 Air filter: UX40821 Option lens: FL-710 (Ultra short throw fixed lens), USL-701 (Ultra short throw lens), FL-701 (Fixed short throw lens), SL-712 (Short throw lens), ML-713 (Middle throw lens), LL-704 (Long throw lens), UL-705 (Ultra short throw lens) Mounting accessory: HAS-9110 (Bracket for fixing mount), HAS-1045 (Slim adapter for fixing mount), HAS-204L (Standard adapter for fixing mount), HAS-304H (Long adapter for fixing mount), HAS-404U (Ceiling mount with 6-axis adjustment)*8				

*1: When PICTURE MODE is set to STANDARD, ACTIVE IRIS is set to OFF, and ZOOM position is WIDE (max). *2: When PICTURE MODE is set to STANDARD, ACTIVE IRIS is set to ON, and ZOOM position is WIDE (max). *3: WUXGA (60 Hz) Reduced Blanking only. *4: Optional wireless adapter is needed. *5: When the ambient temperature exceeds 40 °C (104 °F), the brightness of the lamp is reduced automatically. *6: SAVING mode disables the functions of MONITOR OUT, AUDIO OUT, speaker sound, network communication, RS-232C control except POWER ON command, etc. in standby. *7: The availability of the USB wireless adapter varies depending on the country and the region. *8: HAS-404U is used with a projector that the ultra short throw fixed lens FL-710 is attached to when it is installed at the ceiling mounting position.

Dimensions

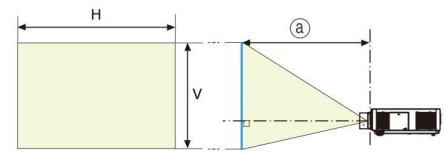


Terminals

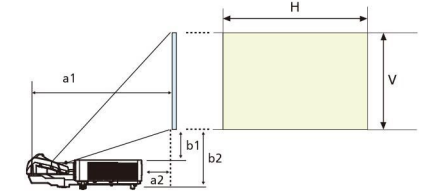


(1) HDBaseT (2) DisplayPort (3) HDMI IN 1 (4) HDMI IN 2 (5) SDI (MC-WU8701W / MC-WU8701B only) (6) WIRELESS (7) LAN (8) COMPUTER IN (9) AUDIO IN 1 (10) REMOTE CONTROL IN (11) REMOTE CONTROL OUT (12) CONTROL (13) VIDEO (14) AUDIO IN 2 (15) MONITOR OUT (16) AUDIO OUT

Projection Distance



H x V : Screen size
@ : Projection distance (from the projector's front panel to screen) (±10%)



H x V : Screen size
a1: Reflecting mirror surface to screen
a2: Projector end to screen
b1: Projector top to screen edge (closer edge to projector)
b2: Projector bottom to screen edge (closer edge to projector)

*The figures are not drawn to scale.

Projection Distance

Screen size	FL-710																USL-701				FL-701		SL-712		ML-713		LL-704		UL-705				
	Type	H(m)	V(m)	a1	a2	b1	b2	①min.	①max.	Fixed	①min.	①max.	①min.	①max.	①min.	①max.	①min.	①max.	①min.	①max.	①min.	①max.											
	(inch)			m	inch	m	inch	m	inch	m	inch	m	inch	m	inch	m	inch	m	inch	m	inch	m	inch										
MC-WU8701W / MC-WU8701B / MC-WU8601W 16:10 screen (1,920 x 1,200)(±10%)	100	2.2	1.3	0.819	32	0.108	4	0.427	17	0.616	24	1.7	6.7	2.2	8.7	1.8	6.9	2.5	10.0	3.8	15.1	3.7	14.6	6.3	24.8	6.1	24.0	10.3	40.7	10.3	40.7	17.6	69.1
	150	3.2	2.0	1.185	47	0.473	19	0.662	26	0.851	34	2.5	10.0	3.3	12.9	2.6	10.3	3.8	15.0	5.7	22.5	5.5	21.9	9.4	37.1	9.1	35.9	15.5	61.2	15.4	60.5	26.2	103.2
	300	6.5	4.0	2.281	90	1.569	62	1.369	54	1.558	61	5.0	19.6	6.5	25.6	5.2	20.5	7.6	29.8	11.4	45.0	11.1	43.5	18.8	74.0	18.2	71.8	31.1	122.5	30.5	120.0	52.2	205.6
MC-WX8751W / MC-WX8751B / MC-WX8651W 16:10 screen (1,280 x 800)(±10%)	100	2.2	1.3	0.819	32	0.108	4	0.427	17	0.616	24	1.7	6.7	2.2	8.7	1.8	7.1	2.6	10.2	3.9	15.4	3.8	14.9	6.4	25.2	6.2	24.4	10.5	41.5	10.5	41.5	17.9	70.5
	150	3.2	2.0	1.185	47	0.473	19	0.662	26	0.851	34	2.5	10.0	3.3	12.9	2.7	10.5	3.9	15.3	5.8	23.0	5.7	22.3	9.6	37.8	9.3	36.6	15.8	62.4	15.7	61.7	26.7	105.3
	300	6.5	4.0	2.281	90	1.569	62	1.369	54	1.558	61	5.0	19.6	6.5	25.6	5.3	20.9	7.7	30.4	11.7	45.9	11.3	44.4	19.2	75.5	18.6	73.2	31.7	125.0	31.1	122.3	53.3	209.7
MC-X8801W 4:3 screen (1,024 x 768)(±10%)	100	2.0	1.5	0.797	31	0.086	3	0.326	13	0.515	20	1.7	6.5	2.1	8.4	1.7	6.7	2.5	9.7	3.7	14.6	3.6	14.2	6.1	24.0	5.9	23.2	10.0	39.5	10.0	39.5	17.0	67.1
	150	3.0	2.3	1.152	45	0.440	17	0.510	20	0.699	28	2.4	9.6	3.2	12.5	2.5	10.0	3.7	14.5	5.6	21.9	5.4	21.2	9.1	36.0	8.8	34.8	15.1	59.3	14.9	58.7	25.4	100.2
	300	6.1	4.6	2.215	87	1.504	59	1.064	42	1.253	49	4.8	19.0	6.3	24.7	5.0	19.8	7.3	28.9	11.1	43.6	10.7	42.2	18.2	71.8	17.7	69.6	30.2	118.9	29.6	116.4	50.7	199.5

Environment

- Compliance with EU Directive RoHS*1
- Reduction of resin usage in production Use of hot runners in molds for making upper housing in order to reduce mill ends.

*1 RoHS is the acronym of "Directive 2011/65/EU of the European Parliament and of the Council of 8 June 2011 on the restriction of the use of certain hazardous substances in electrical and electronic equipment".

—Design and specifications are subject to change without notice.
 • The projected images and comparison photos in this catalog are simulations. • LCD panels, polarizers and other optical components and cooling fans may need replacement after prolonged usage. For more details, please consult a sales representative. • Do not use in places where there is a lot of water, dampness, steam, dust, soot or tobacco smoke. This may result in fire or malfunction. • Optical components (lamp, LCD panel, polarizing plate, PBS [polarizer beam splitter]) have limited service lives. They must be repaired or replaced if they are used for a long period of time. • These projectors use a mercury lamp with high internal pressure. Because of its properties, this lamp may burst with a loud noise or burn out if struck or after it has been used for a period of time. The time until it bursts or burns out varies greatly according to differences between lamps and usage conditions. Turning the lamp's power on and off frequently shortens its service life. • Optical components other than the lamp: If the projector is used for six hours or more per day, they may need to be replaced in less than a year. • LCD panel: If the projector is used continuously for six hours or more, its replacement cycle may be shortened. • Do not turn projector on again for ten minutes after shutdown. Neglect can shorten the lifetime of the lamp. During use and immediately after use, do not touch anywhere near the lamp and the vents as these parts are extremely hot. • Each product may have differences of color, brightness and focus due to manufacture variation. • Blu-ray Disc™ and Blu-ray™ are trademarks of Blu-ray Disc Association. • Crestron Connected and the Crestron Connected Logo are registered trademarks of Crestron Electronics. • HDMI, the HDMI Logo, and High-Definition Multimedia Interface are trademarks or registered trademarks of HDMI Licensing Administrator, Inc. in the United States and other countries. • DICOM is the registered trademark of the National Electrical Manufacturers Association for its standards publications relating to digital communications of medical information. • HDBaseT™ and the HDBaseT Alliance logo are trademarks of the HDBaseT Alliance. • Extron® is registered trademark of RGB Systems, Incorporated. • All other trademarks are the properties of their respective owners.

maxell Maxell, Ltd. 5030 Totsuka-cho, Totsuka-ku Yokohama, 244-0003, Japan <http://proj.maxell.co.jp/en/>

香港日立有限公司
 總辦事處及維修服務部 香港新界沙田安睦街28號永得利中心18樓 電話: (852) 2113 8883 維修服務熱線: (852) 2753 5386 澳門辦事處 澳門日立廠有限公司
 澳門商業大馬路251A-301號友邦廣場12樓 電話: (853) 2871 9261 澳門維修服務部 澳門基拉士大馬路富大工業大廈4字樓F座 電話: (853) 2871 9614
 日立查詢熱線: 2770 0377 www.hitachi-hk.com.hk



Seamless design and High image quality
 Providing advanced functions and flexible installation features



MC-WU8701W / MC-WU8701B / MC-WU8601W
 MC-WX8751W / MC-WX8751B / MC-WX8651W
 MC-X8801W

*Projected images are simulations



LINE UP



* The lens of the projector is sold separately.
* Local availability may be limited.

WH MC-WU8701W BL MC-WU8701B	WH MC-WU8601W	WH MC-WX8751W BL MC-WX8751B	WH MC-WX8651W	WH MC-X8801W
WUXGA 7,000 lm	WUXGA 6,000 lm	WXGA 7,500 lm	WXGA 6,500 lm	XGA 8,000 lm

Option lens

FL-710 Ultra short throw fixed lens Zoom: x1.0	USL-701 Ultra short zoom lens Zoom: x1.3	FL-701 Fixed short throw lens Zoom: x1.0	SL-712 Short throw lens Zoom: x1.5	ML-713 Middle throw lens Zoom: x1.7	LL-704 Long throw lens Zoom: x1.7	UL-705 Ultra long throw lens Zoom: x1.7
-------------------------------------------------------------	-------------------------------------------------------	-------------------------------------------------------	-------------------------------------------------	--------------------------------------------------	------------------------------------------------	------------------------------------------------------

High Image Quality and Visibility

ACCENTUALIZER and HDCR

ACCENTUALIZER makes pictures look more real by enhancing shade, sharpness, and gloss, to make pictures clearer. The HDCR function corrects blurred images caused by room lighting or outside light sources and creates an effect similar to increasing contrast resulting in clear images even in bright rooms.

* Comparison photos are simulations.

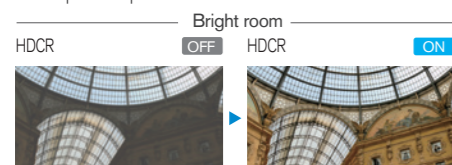



IMAGE OPTIMIZER

Equipped with IMAGE OPTIMIZER that maintains visibility of an image through automatic image correction in accordance with lamp condition.


* This function may not work properly when HDCR and/or ACCENTUALIZER is ON.
* Comparison photos are simulations.



COLOR MANAGEMENT

This feature allows you to change the HUE, SATURATION, and LUMINANCE for each of 6 colors (red, green, blue, cyan, magenta, and yellow) without influencing each other. With this technology, for example, you can change only bluish colors, such as the sky, while maintaining the other colors by adjusting the HUE of the blue.

* Comparison photos are simulations.



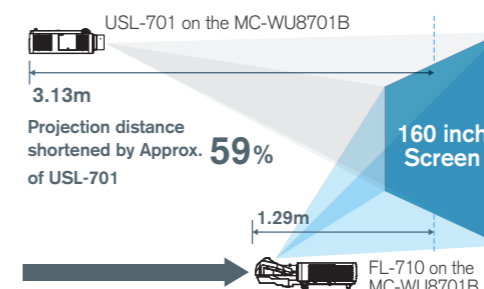
Ultra Short Throw fixed lens

All Glass lens

FL-710 uses all glass lenses that reduce the blurring that occurs under changes between high and low temperature.

Ceiling mount HAS-404U

Ceiling mount bracket with 6-axis adjustment mechanism. Adopting the Jack system, it is easy to adjust elevation.




* Secure a clearance of 50 cm or greater between the exhaust vents and a screen or walls.
* This figure is not drawn to scale.

Seamless Design

With the terminal cover, you can install the projector seamlessly.

* You may not be able to attach the terminal cover when cables and devices are connected to the connectors other than the HDBaseT™ terminal.



Advanced Installability and System Features for Various Uses

Warping

This function is possible from your computer by using the specialized application. Projection is possible on spherical surfaces and surfaces with corners, as well as conventional flat screens.

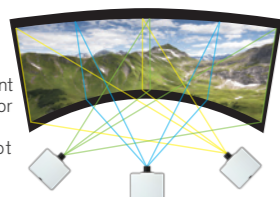


* The specialized application for geometry correction is required.

Edge Blending


The projectors are equipped with the Edge Blending function that achieves further seamless projection of one image using multiple projectors, and allow to project on a huge curved screen by using the geometry correction simultaneously.

* Additional equipment may be required for this feature.
* This figure is not drawn to scale.



Various Installation

Projectors can be installed facing vertical 360 degrees directions*1. In addition, by rotating the installation position of the projector 90 degrees*2, you can project images that are vertically long. These features make it possible to provide various displays and image representations.



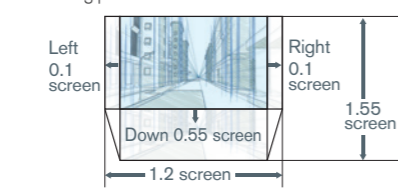
*1 When the ultra long throw lens UL-705 is attached, the projector cannot be installed facing its projection lens upward or downward.

*2 Limited to the position where the lamp door side faces upward. When the projector is used in a portrait installation, the service life of a lamp becomes shorter.

Motorized Lens Shift

The motorized lens shift lets you choose more convenient installation locations, even for large spaces.

* The figure below shows the lens shift range for MC-WU8701W / MC-WU8701B / MC-WU8601W / MC-WX8751W / MC-WX8751B / MC-WX8651W with the optional middle throw lens ML-713 at the ceiling mounting position.




* This figure is not drawn to scale.

Digital Connectivity

Equipped with 2 HDMI® input terminals for the current widely-used interface. In addition, these models have more rich digital connectivity, DisplayPort, HDBaseT™, and SDI*3 input terminals.

*3 SDI terminal is located on the MC-WU8701W/B only.



High Reliability and Stability

Hybrid Filter

The projectors use a three-layer filter with two layers of unwoven cloth and a static electrode filter. The filter can last up to 20,000 hours*4 without cleaning, reducing maintenance time.



*4 This is an estimate of the acceleration test performed under the condition of 50mg/m³ suspension dust concentration using JIS (Japanese Industrial Standards) standard powder. Cleaning intervals vary depending on the use environment.

Status Monitor

The status monitor is a sub-LCD located on the rear panel of the projector. It displays the present condition of the projector, including errors, setup information, and error history.

Real time monitoring

- Lamp time
- Filter time
- Projector usage time
- IP Address

Error and alarm message

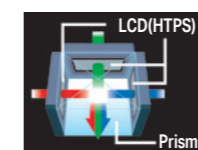
- Cover error
- Lamp error
- Temperature error
- Filter cleaning time and more...



An error message turns on.


Inorganic LCD panels

Maxell 3LCD projectors incorporate three LCD panels with inorganic alignment layers that are light resistant, increasing brightness and contrast ratio. They provide smooth images and high reliability.



Easy Maintenance

The lamp door and the filter cover are located on both sides, facilitating maintenance and replacement when the projector is installed on the ceiling. The serial number and MAC address are also labeled on the side chassis for easy readability.



Monitoring Projector Status

The projectors allow you to get the information displayed on the status monitor and more by your tablet or smartphone with the latest dedicated free online application when you need, even if you are not close to the projector.



* Available information depends on the model of projector.
The optional USB wireless adapter USB-WL-11N supporting IEEE802.11b/g/n is required when you connect the projector to a wireless network.

Other Features

[Network] : Projector Control, Wireless capability (option), Easy Scheduling Setting, Network presentation **[Installability]** : Perfect Fit, Instant Stack, Lens center design **[Security]** : PIN lock, Key lock, Lens lock **[Usability]** : Multi-language user menu, Direct Power On/Off, Magnify, PbyP / PinP, DICOM® simulation mode*5, Remote ID, Wired/Wireless(IR) remote control

*5 This projector is not a medical device and is not compliant with the DICOM® standard, and neither the projector nor the DICOM® Simulation Mode should be used for medical diagnosis.