



**REMARKABLE 3LCD PROJECTION  
 AT ONLY 44MM SLIM.**

The Epson EB-1700 series packs superior imaging quality along with a suite of connectivity and usability features into a body weighing only 1.83kg and 44mm slim. Wirelessly connect your smart devices to the projector via Wi-Fi, Miracast, iProjection application or NFC technology (only for android devices). The EB-1700 series comes with Gesture Presenter technology, which allows you to transit between slides without a clicker. Lastly, with Epson's 3LCD technology that delivers up to 3 times wider colour gamut and brightness, you can astound audiences anywhere you go.



EB-1785W

- NFC
- Gesture Presenter
- Wireless Projection w/o Software
- Real-time Auto V&H Keystone Correction
- HDMI
- Split Screen



**ENGINEERED FOR BUSINESS**

<p><b>Ultra Portability</b>                  Deliver impactful presentations on-the-go with a projector that is 1.83kg, 44mm slim, and fits perfectly into your laptop bag.</p>	<p><b>Seamless Connectivity and Usability</b>                  Project from your smart devices via Wi-Fi, Miracast, iProjection app, or through NFC technology* (only for android devices).</p>	<p><b>Colour Brightness</b>                  Boasting up to 3 times wider colour gamut and brightness, with no rainbow effect, images are brought to life in realistic and vibrant hues.</p>
---	---	--



# EPSON REVOLUTIONISES PROJECTOR MARKET WITH 3LCD TECHNOLOGY AND LEADS AS WORLD'S NO.1\* PROJECTOR BRAND FOR 15 CONSECUTIVE YEARS!

\* Based on independent research by Futuresource Consulting

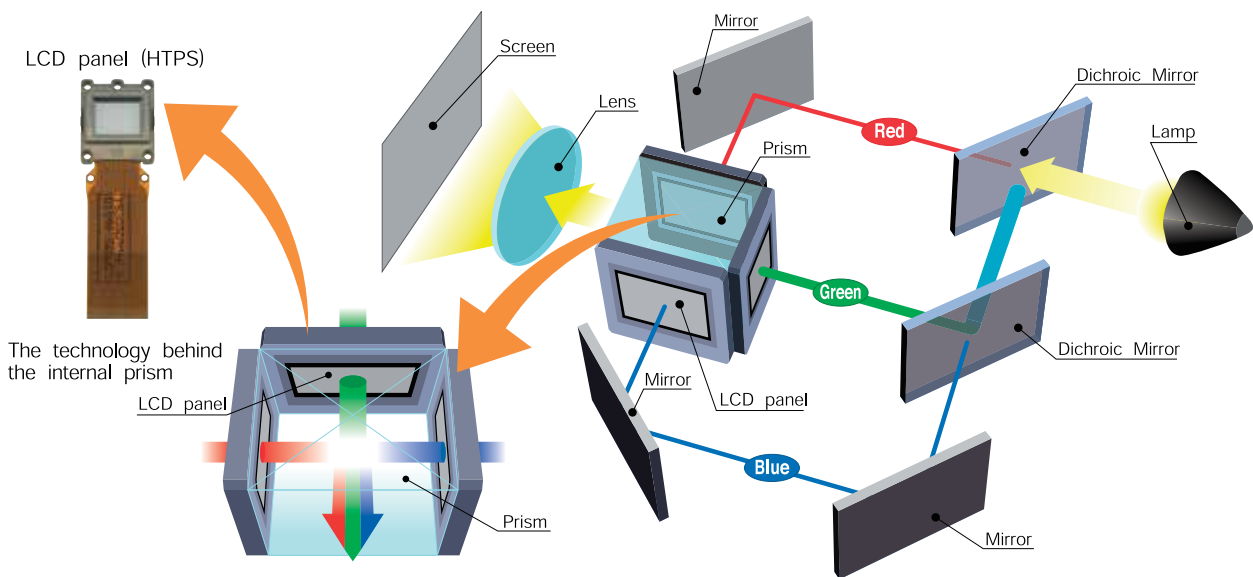
## Advantages of 3LCD Projection System

### Bright Images and Faithful Colour Reproduction


3LCD projectors offer all-time colour (Red, Green and Blue) projection thereby ensuring faithful full colour reproduction. This is suitable for projection of colour intensive images such as videos, photographs and colour charts.

### Incredible Details

3LCD projectors are able to produce an unparalleled range of grayscale images, which contributes to delivering incredible colour images that are smooth and seamless.



3LCD projector : RGB are projected at the same time, which makes the single composite image easy on the eyes.



\*\* HTPS (High Temperature Poly-Silicon) is an active matrix transmissive LCD. It is extremely small and produces high-quality images.

### Gentle on the Eyes

3LCD projectors' images do not suffer from colour break-up (commonly known as the rainbow effect). The projections are easy on the eyes as you will not be affected by any distorted pattern.

3LCD projectors use 3 separate LCD panels to form a continuous image containing all colours (red, blue and green) ensuring smooth video playback, even for rapid-motion images.

### Reliable Technology

With more than 70 million 3LCD chips shipped to date, the powerful and road-tested 3LCD projection technology is extremely reliable, and is trusted by many throughout to deliver sharp and true-to-life images.



## Ultra Portability

The world's slimmest, ultra-portable, 3LCD projector is engineered with convenience in mind. Weighing at most 1.83 kg and 44 mm thick (excluding the feet), these models make mobile presentations easy and hassle free. With up to 3,200 lumens colour and white light output, you can enjoy bright and vibrant images indoors or outdoors.

Projectors in this series are designed with three grip lines at the edges, making them easier and safer to transport. With the projector small footprint, you can carry the projector in a laptop bag to deliver impactful presentations on the move.



## Seamless Connectivity and Usability

### Ease-of-Presentations with Gesture Presenter

Users can control their presentations conveniently by moving their hands to a white floating marker at the bottom right side of the projection screen. This simple gesture allows users to change to the next slide without using a clicker.



## NFC-connectivity iProjection

Activate iProjection app seamlessly with the NFC connectivity on your Android smart devices. Simply place them on top of the projector and the iProjection app will be opened\*.



\* Play store will be opened to prompt for installation of the iProjection app, if it is not installed in the smart devices.

## Convenient Wireless Mirroring Projection

Project contents wirelessly from compatible smart devices and laptops without any software installation with the Miracast. The technology enables easy wireless transmission of Full HD video and sound from PCs and smart devices, eliminating the hassle of a physical connection and eradicating issues with setting up. With support for screen mirroring\*, projecting your tablet and laptop screens has never been easier.



\* If the Miracast function is activated, other network features will be disabled.

## iProjection\* App for Mobile Devices

The iProjection app enables both iOS and Android devices to easily connect to the projector. You can use iProjection to wirelessly project various documents, photos and web pages, and draw on the device screen and share on projection. To connect, search for the projector in your local network or simply scan a QR code displayed on the projector screen. Remote control function is also built into iProjection so you can use the app to control projector functions. In addition, iProjection now supports screen mirroring (without audio) from devices running on Android 5.0 and above.

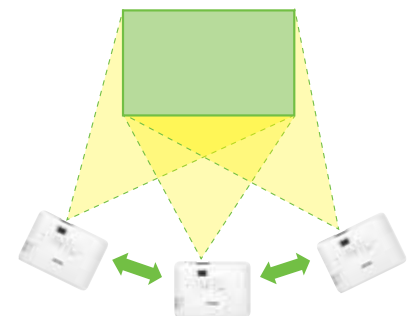


\* In iProjection, projector profile search, multi-screen display, distribution function, audio transfer, movie file transfer, interrupt connection disabling and encryption data transfer capabilities are not supported.



## Flexibility Set-up

These projectors provide more advanced, real-time auto vertical and horizontal keystone correction. You can conveniently position the projector anywhere in the room. Simply turn on the power and direct the projector towards the screen or wall, and the image will be corrected automatically in no time.

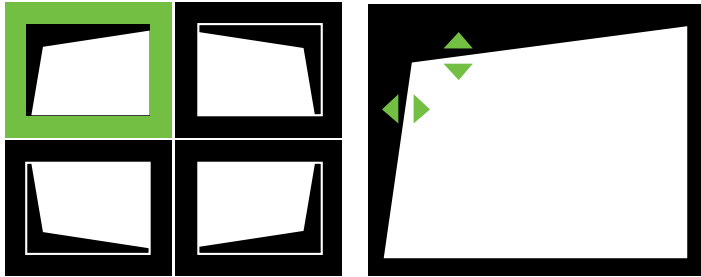


Real-time keystone adjustment allows the projector to display the corrected image less than a second after the projector is moved. This adjustment speed lets you display a rectangular screen even while you are moving the projector.



## Quick Corner

With the quick corner feature, you can use the keystone correction and lens shift function simultaneously for maximum projection without have to worry about unintentionally changing the aspect ratio.



Select where to correct

Use arrow keys to correct

## Split Screen

Split screen allows inputs from two separate sources to be displayed side by side on the same screen. In a video conference, for example, images of presentation materials and remote participants can be shown simultaneously.



## Auto Power On

With the auto power on function, projection starts automatically once a projection signal is detected via VGA cable, providing you with an easy and hassle-free presentation.

## Auto Source Search

With automatic detection of the input source, projection automatically begins without you having to manually switch the input.



## Wireless Transmission

Enjoy enhanced connectivity and flexibility with in-built Wi-Fi\* connectivity. Easily share and transmit images, texts and files from your smart devices using the "Epson iProjection" application for smooth and smart projections.



## Home Screen

View and access your most frequently used functions immediately on the home screen. See all source information at a glance, no matter what the source input. With all the information you need right there on the home screen, wireless connections have never been easier.



## Eco Features

- Uses just 0.34W of power in standby mode
- Projector optics employ lead-free lenses
- Unpainted plastic housing reduces the environment impact
- The flame retardants used in the plastic housing do not contain chlorine or bromine

## Better Products for a Better Future™

For more information on Epson's environmental programmes, visit <http://global.epson.com/SR/environment>.

# SEE VIBRANT, REALISTIC COLOURS WITH HIGH COLOUR BRIGHTNESS.

**9** out of **10** PEOPLE PREFER IMAGES FROM **EPSON PROJECTORS**

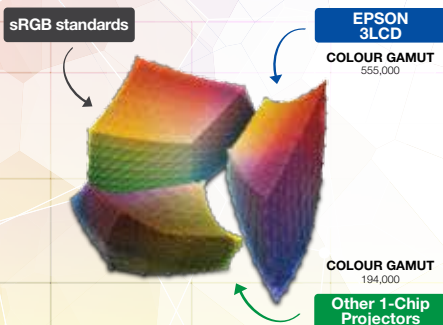
\*Leading Epson business and education projectors vs. leading 1-chip DLP projectors, selected according to NPD data as of July 2015. Based on U.S. research conducted by Radix Research.

See colours like never before. Epson 3LCD projectors deliver brilliant colours that match its white brightness to give you balanced, realistic, and vibrant images. It's no wonder Epson projectors are the people's preferred choice.

UP TO **3X** WIDER COLOUR GAMUT with Epson Projectors

## Up to 3X Wider Colour Gamut

Colour gamut refers to the range of colours that can be reproduced by a display device – the wider the gamut, the more realistic it is. Epson 3LCD projectors project three times wider gamut that matches closely to the original standard of a display device (sRGB), as compared to 1-chip projectors.

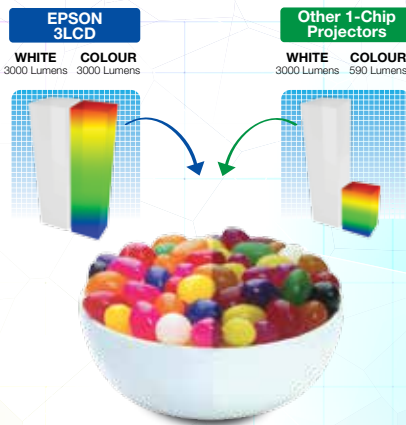


Comparing the yellow corners among the three gamuts, 1-chip projectors have a distinctly darker and smaller set of colours which are not as vibrant as Epson 3LCD projectors.

Up to **3X** Brighter Colours with Epson Projectors

## Up to 3X Brighter Colours

Epson 3LCD projectors deliver up to three times the colour brightness, effortlessly creating the same colour and white brightness, resulting in faithful images with superior colour balance.



**NO** RAINBOW EFFECT

## No Rainbow Effect

With 1-chip projectors, the spinning motion of the sequential colour wheels tend to cause colours to break out into distinct red, green and blue. Called the rainbow effect, this may cause users to suffer headaches with prolonged viewing. Epson projectors do not give out this effect, giving users a comfortable experience.



# PROTECT YOUR PROJECTOR. USE GENUINE LAMPS.



Don't compromise on safety – use Epson genuine lamps to avoid damaging your projector. Eliminate the risk of melting parts of your projector, as well as breaks that result in high-voltage shutdown. With a 0% failure rate even after 2,000 hours of usage – compared to 70% in non-genuine lamps – Epson genuine lamps are safer and more reliable. Choose the best possible viewing experience filled with long-lasting sharpness and colour in every projected image with Epson.



## GENUINE EPSON LABEL

To ensure the best quality and safety when using your Epson Projector, look for the “Genuine EPSON Colour Shifting Label” on your projector lamp. Real quality and value, only with Epson genuine supplies.

## DANGERS OF NON-GENUINE LAMPS



### UNRELIABLE

Counterfeit lamps deteriorate and break much faster than genuine ones.



### UNSAFE

Parts of your Epson projector such as the housing or wires may melt, disconnect, or become damaged when using non-genuine lamps.



### POOR IMAGE QUALITY

Counterfeit lamps may result in inaccurate colour projection, lower brightness levels, as well as flickering images that spoil your viewing experience.

<b>MODEL NUMBER</b>	<b>EB-1785W</b>	
<b>Projection Technology</b>	RGB liquid crystal shutter projection system	
<b>Specifications of Main Parts</b>		
LCD	Size	0.59" (D9, C <sup>2</sup> fine)
	Native Resolution	WXGA
Projection Lens	Type	Optical Zoom (Manual) / Focus (Powered)
	F-Number	1.58 - 1.70
	Focal Length	13.52 - 16.22 mm
	Zoom Ratio	1 - 1.2
	Throw Ratio	1.04 - 1.26 (Wide to Tele)
Lamp	Type	214 W UHE
	Life (Normal / Eco) <sup>1)</sup>	4,000 / 7,000 hours
<b>Screen Size (Projected Distance)</b>		
Zoom: Wide	30" - 300" [0.67 - 6.81 m]	
Zoom: Tele	30" - 300" [0.80 - 8.18 m]	
Standard Size	60" screen 1.35 - 1.62 m	
<b>Brightness<sup>2)</sup></b>		
White Light Output (Normal)	3,200lm	
Colour Light Output (Normal / Eco)	3,200lm / 1,900lm	
<b>Contrast Ratio</b>		
Auto Iris: On	10,000:1	
<b>Video Quality</b>		
3D Y/C Separation, Noise Reduction Motion Compensated Interlace-Progressive Conversion (2-2,3-2 film detection)		
<b>Colour Mode</b>		
Dynamic, Presentation, Cinema, sRGB, Blackboard, DICOM SIM		
<b>Internal Speaker(s)</b>		
Sound Output	Monaural: 1W x 1	
<b>Keystone Correction</b>		
Vertical / Horizontal Keystone	±45° / ±30°	
Auto Keystone Correction	Yes (Horizontal and Vertical)	
<b>Connectivity</b>		
Analog RGB Input	D-Sub 15Pin	1 (Blue)
Video Input	Composite	RCA x 1
Digital Input	HDMI	1 (MHL)
Audio Input	Stereo Mini Jack	1
USB Input	USB Type A	1 (USB Memory, USB Document Camera, Wireless LAN Firmware Update)
	USB Type B	1 (USB Display, Mouse, KB, Control, Firmware Update)
Network	Wireless LAN	In-built
<b>Wireless Specification (Wireless LAN)</b>		
Supported Speed For Each Mode	IEEE 802.11b: 11Mbps <sup>3)</sup> IEEE 802.11g: 54Mbps <sup>3)</sup> IEEE 802.11n: 130Mbps <sup>3)</sup>	
Supported Mode	Infrastructure, Access Point	
Wireless LAN Security	Quick Mode: WPA2-PSK Advanced Mode: WPA2-PSK, WPA/WPA2-PSK, WPA2-EAP, WPA/WPA2-EAP Supported EAP Type: PEAP, PEAP-TLS, EAP-TLS, EAP-Fast, LEAP	
<b>Wireless Specification (Screen Mirroring)</b>		
Supported Speed For Each Mode	IEEE 802.11g (2.4GHz): 54 Mbps <sup>3)</sup> IEEE 802.11n (2.4GHz): 130.0 Mbps <sup>3)</sup> IEEE 802.11a (5GHz): 54 Mbps <sup>3)</sup> IEEE 802.11n (5GHz): 270.0 Mbps <sup>3)</sup> IEEE 802.11ac (5GHz): 780Mbps <sup>3)</sup>	
Supported Mode	Wi-Fi Direct	
<b>Operating Temperature</b>		
	5 - 40 °C <41 - 104 °F> ( 0 m / 0 ft to 2,286m / 7,500ft ) 5 - 35 °C <41 - 95 °F> ( over 2,286m / 7,500ft ) (20% - 80% humidity; No condensation )	
<b>Operating Altitude</b>		
	0 - 3,000 m ( 0 - 9,842 ft ) (over 1,500m / 4,921ft: with high altitude mode)	
<b>Direct Power On / Off</b>		
	Yes / Yes	
<b>Start-Up Period</b>		
	About 7.2 seconds, Warm-up Period: 30 seconds	
<b>Cool Down Period</b>		
	Instant Off	
<b>Power Supply Voltage</b>		
	100 - 240 V AC ±10%, 50/60 Hz	
<b>Power Consumption (220 - 240V)</b>		
Lamp On (Normal / Eco)	295W / 208W	
Standby	0.34W	
<b>Dimension Excluding Feet (D x W x H)</b>		
	213 x 292 x 53 mm	
<b>Weight</b>		
	Approx. 1.81 kg	
<b>Fan Noise (Normal / Eco)</b>		
	39dB / 30dB	

<sup>1)</sup> Lamp life will vary depending upon mode selected, environmental conditions and usage. Lamp brightness decreases over time.

<sup>2)</sup> Colour brightness (colour light output) and white brightness (white light output) will vary depending on usage conditions. Colour light output measured in accordance with IDMS 15:4; white light output measured in accordance with ISO 21118.

<sup>3)</sup> Maximum speed and range is achievable when used with same enhanced mode technology. Actual data rates, features and performance may vary depending on your computer system, the environment and other factors.

<sup>4)</sup> When used in the general office environment (the amount of floating dust: 0.04 - 0.2 mg/m<sup>3</sup>). Based on the Epson's in-house test results.

**Supplied Accessories**

Power Cable: 3m  
Computer Cable (VGA Cable): 1.8m  
USB Cable (Type A/B): 3m  
Remote Control: Yes, with Alkaline AA Battery  
Soft Carrying Case  
Bundled Software: CDROM  
Projection Software  
Password Protect Sticker  
Waranty Sheet

**Optional Accessories**

Spare Lamp: ELPLP94  
Air Filter: ELPAF53  
Ceiling Mount: ELPMB23 (White Colour)

**Peripheral**

Document Camera: ELPDC21

EB-1785W



©2016 Epson Singapore Pte Ltd. All Rights Reserved. Reproduction in part or in whole, without the written permission from Epson, is strictly prohibited.

EPSON and EXCEED YOUR VISION are registered trademarks of Seiko Epson Corporation.

All other product names and other company names used herein are for identification purposes only and are the trademarks or registered trademarks of their respective owners.

Epson disclaims any and all rights in those marks. Projected images shown herein are simulations. The actual product design and contents may vary. Specifications are subject to change without notice and may vary between countries. Please check with local Epson offices for more information.

Apple, iPad and iPhone are trademarks of Apple Inc., registered in the U.S. and other countries. App Store is a service mark of Apple Inc.

Android is a trademark of Google Inc.

Dealer's Stamp

Information correct at time of printing.  
Printed March 2017

To find out more, visit [www.epson.com.my/projectors](http://www.epson.com.my/projectors) or call **1800-8-17349 (Toll-free)**.

Join us EpsonMalaysia

